

Residents' evaluation of BPLS management effectiveness

Edieser Dela Santa

Professor, UP Asian Institute of Tourism

6th TWG Workshop, 2024 January 29

Outline of presentation

- Background on the Batanes-wide survey
- Nature of governance component
- Findings of the study
- Some implications

Main survey

- Perceptions on PA management effectiveness (governance), resident satisfaction with tourism development, carrying capacity, solid waste management practices
- Throughout Batanes: 3 main islands, 6 municipalities, 29 barangays
- 1,056 respondents
- Conducted in April 2022
- Pilot survey in Basco in 2021
- Data generated baseline information instrumental in INSTO application

Governance component

- Framework used: Protected Area Management Effectiveness (PAME) developed by IUCN
 - Management structures and strategies
 - Legal structures
 - Stakeholder participation and representation
 - Management plan compliance by resource users
 - Resource use conflict management
- 16 statements about importance and performance of certain indicators
- Likert scale (1-5)

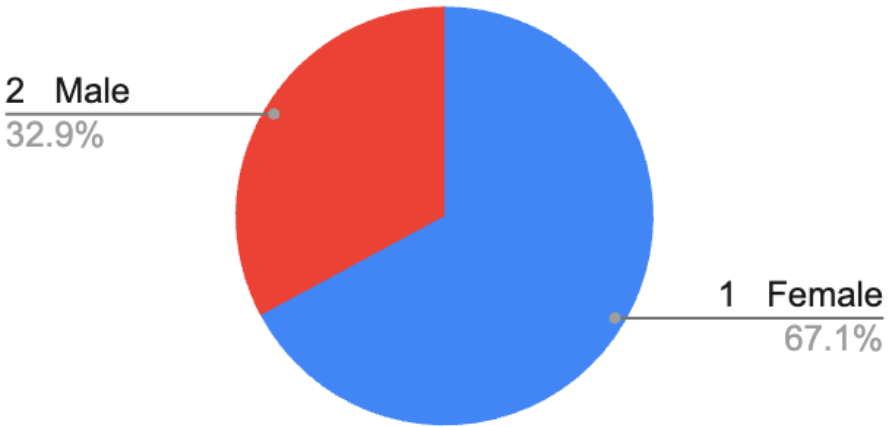
Indicators and scale used

- G1: Effective management of conflict over access to, and availability of, cultural and natural resources
- G2: Decision-making and management body on protected area
- G3: Management plan capable of adjusting to ever-changing needs
- G4: Awareness by residents of protected area rules and regulations
- G5: Sufficiency of protected area laws and regulations that guide action
- G6: Efficiency of protected area financial and manpower resources
- G7: Implementation of protected area policies based on scientific research / scientific knowledge
- G8: Participation of community organizations in protected area activities-
- G9: Meetings and joint activities between protected area managers and stakeholders
- G10: Sufficient level of training on sustainable use provided to stakeholders
- G11: Training in participation in protected area planning and implementation provided to stakeholders
- G12: Stakeholders having a clear role, set of responsibilities and powers in achieving the goals of protected area
- G13: Stakeholders involved in gathering information, monitoring and enforcing rules
- G14: Easy to understand enforcement procedures
- G15: Sufficient extent of protection afforded by enforcement
- G16: Information dissemination that encourages stakeholder compliance

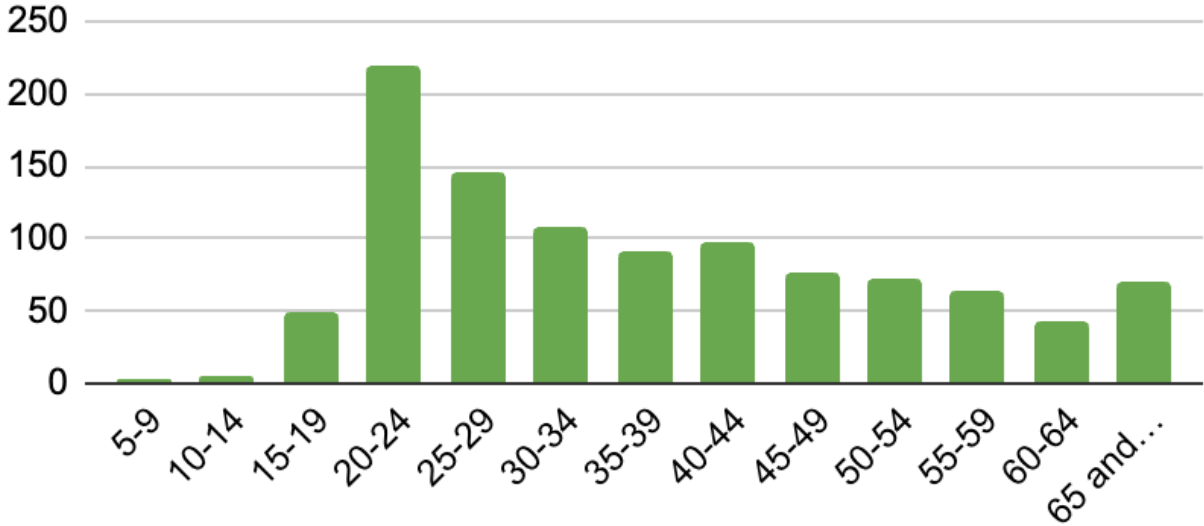
5-point Likert scale: Importance: 1 = Very Unimportant, 2 = Unimportant, 3 = Neutral, 4 = Important, and 5 = Very Important
Performance: 1 = Very Unsatisfied, 2 = Unsatisfied, 3 = Neutral, 4 = Satisfied, and 5 = Very Satisfied

Demographic information

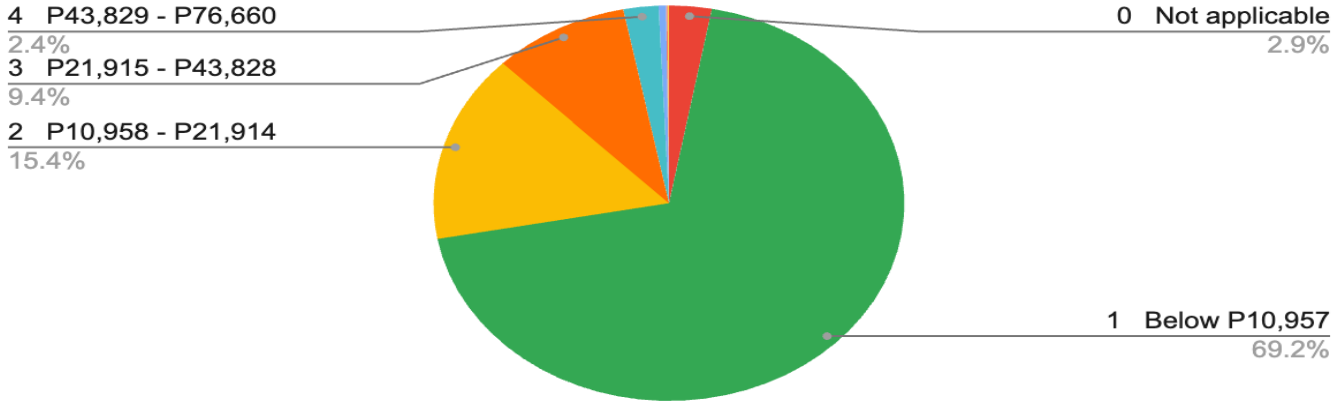
Gender



Age



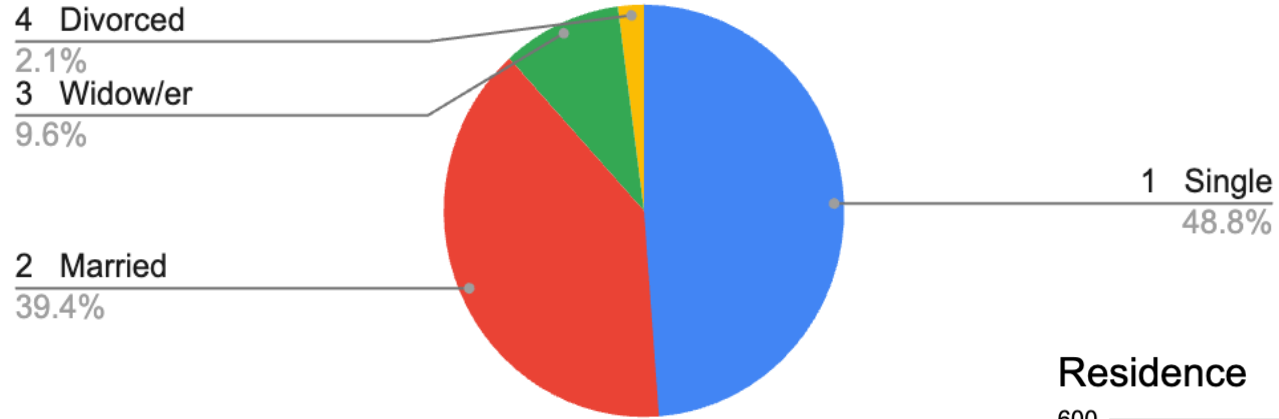
Monthly Income



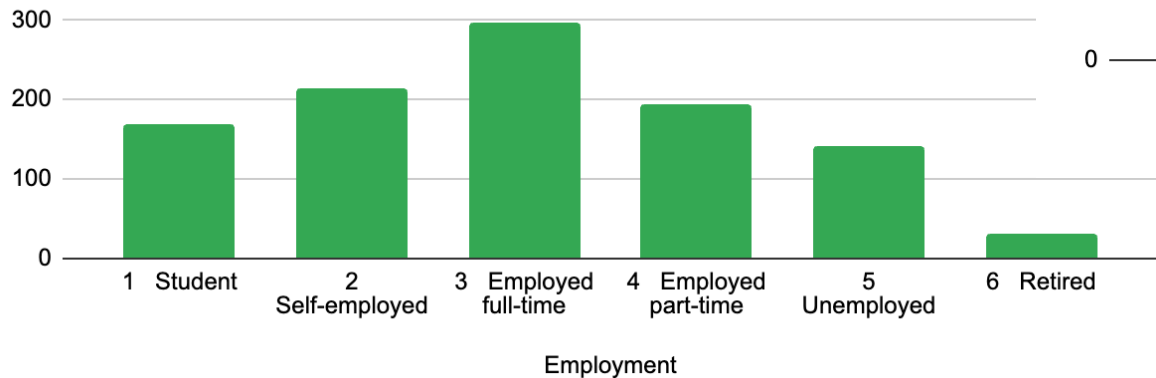
Age

Demographic information

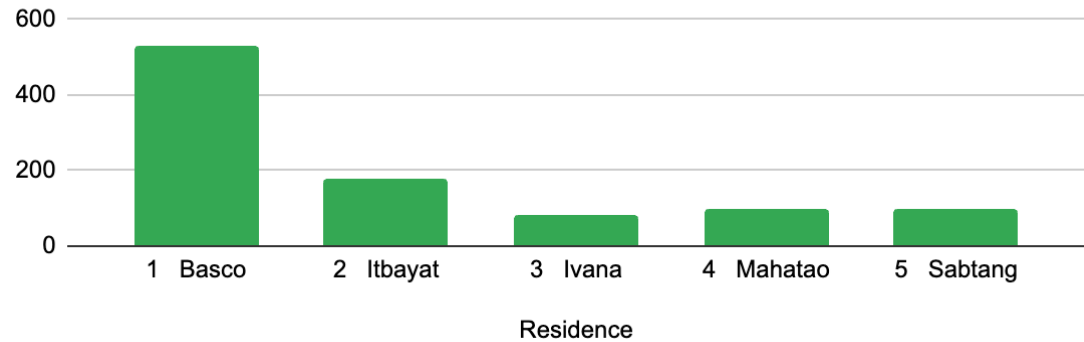
Marital Status



Employment



Residence



Findings

Statement Importance	Town						Overall Mean
	Basco	Itbayat	Ivana	Mahatao	Sabtang	Uyugan	
Effective management of conflict over access to, and availability of, cultural, and natural resources*	4.37	4.55	4.30	4.40	4.69	4.28	4.43
Decision-making and management body on protected area	4.49	4.51	4.46	4.48	4.71	4.45	4.52
Management plan capable of adjusting to ever-changing needs*	4.37	4.43	4.42	4.33	4.63	4.28	4.41
Awareness by residents of protected area rules and regulations	4.56	4.50	4.46	4.49	4.69	4.59	4.55
Sufficiency of protected area laws and regulations that guide action	4.45	4.40	4.38	4.38	4.54	4.43	4.43

* statistically significantly mean difference (one-way ANOVA); Sabtang consistency gave the highest rating

Findings

Statement Importance	Town						Overall Mean
	Basco	Itbayat	Ivana	Mahatao	Sabtang	Uyugan	
Efficiency of protected area financial and manpower resources	4.36	4.30	4.28	4.34	4.60	4.78	4.44
Implementation of protected area policies based on scientific research/scientific knowledge	4.37	4.37	4.30	4.41	4.59	4.40	4.41
Participation of community organizations in protected area activities*	4.42	4.47	4.49	4.55	4.71	4.46	4.52
Meetings and joint activities between protected area managers and stakeholders*	4.38	4.29	4.35	4.32	4.68	4.41	4.41
Sufficient level of training on sustainable use provided to stakeholders*	4.33	4.42	4.38	4.38	4.64	4.31	4.41

* statistically significantly mean difference (one-way ANOVA)

Findings

Statement Importance	Town						Overall Mean
	Basco	Itbayat	Ivana	Mahatao	Sabtang	Uyugan	
Training in participation in protected area planning and implementation provided to stakeholders	4.42	4.44	4.42	4.47	4.62	4.41	4.46
Stakeholders having a clear role, set of responsibilities and powers in achieving the goals of protected area	4.45	4.50	4.40	4.40	4.60	4.39	4.46
Stakeholders involved in gathering information, monitoring and enforcing rules*	4.31	4.41	4.40	4.50	4.68	4.43	4.46
Easy to understand enforcement procedures*	4.38	4.45	4.30	4.46	4.63	4.41	4.44
Sufficient extent of protection afforded by enforcement	4.32	4.36	4.32	4.40	4.48	4.30	4.36
Information dissemination that encourages stakeholder compliance*	4.35	4.48	4.43	4.45	4.66	4.48	4.48

* statistically significantly mean difference (one-way ANOVA)

Findings

Statement	Town						Overall Mean
	Basco	Itbayat	Ivana	Mahatao	Sabtang	Uyugan	
Effective management of conflict over access to, and availability of, cultural, and natural resources*	3.72	3.78	3.88	3.95	3.54	3.91	3.80
Decision-making and management body on protected area*	3.84	3.62	4.05	3.96	3.62	3.85	3.82
Management plan capable of adjusting to ever-changing needs*	3.68	3.53	4.00	3.89	3.46	3.91	3.75
Awareness by residents of protected area rules and regulations	3.79	3.83	3.94	3.97	3.54	4.04	3.85
Sufficiency of protected area laws and regulations that guide action*	3.86	3.57	3.95	3.94	3.52	4.05	3.82

* statistically significantly mean difference (one-way ANOVA); Sabtang consistently gave the lowest rating

Findings

Statement	Town						Overall Mean
	Basco	Itbayat	Ivana	Mahatao	Sabtang	Uyugan	
Efficiency of protected area financial and manpower resources*	3.63	3.41	3.83	3.91	3.35	4.00	3.69
Implementation of protected area policies based on scientific research/scientific knowledge*	3.70	3.50	3.95	4.07	3.19	3.88	3.72
Participation of community organizations in protected area activities*	3.80	3.85	4.09	4.54	3.54	4.01	3.97
Meetings and joint activities between protected area managers and stakeholders*	3.77	3.51	4.00	3.92	3.49	4.00	3.78
Sufficient level of training on sustainable use provided to stakeholders*	3.68	3.47	4.00	3.91	3.28	3.95	3.72

* statistically significantly mean difference (one-way ANOVA)

Findings

Statement	Town						Overall Mean
	Basco	Itbayat	Ivana	Mahatao	Sabtang	Uyugan	
Performance Training in participation in protected area planning and implementation provided to stakeholders*	3.69	3.54	4.05	3.96	3.53	3.99	3.79
Stakeholders having a clear role, set of responsibilities and powers in achieving the goals of protected area*	3.73	3.57	4.00	4.01	3.47	4.01	3.80
Stakeholders involved in gathering information, monitoring and enforcing rules*	3.70	3.59	3.99	3.97	3.46	4.06	3.80
Easy to understand enforcement procedures*	3.75	3.69	3.90	4.05	3.43	3.98	3.80
Sufficient extent of protection afforded by enforcement*	3.72	3.45	3.91	3.91	3.38	3.94	3.72
Information dissemination that encourages stakeholder compliance*	3.70	3.52	3.93	4.04	3.48	4.03	3.78

* statistically significantly mean difference (one-way ANOVA)

Gaps in management effectiveness evaluation

Statement	Performance	Importance	Gap
Efficiency of protected area financial and manpower resources	3.69	4.44	0.75
Information dissemination that encourages stakeholder compliance	3.78	4.48	0.7
Decision-making and management body on protected area	3.82	4.52	0.7
Awareness by residents of protected area rules and regulations	3.85	4.55	0.7
Implementation of protected area policies based on scientific research	3.72	4.41	0.69
Sufficient level of training on sustainable use provided to stakeholders	3.72	4.41	0.69
Training in participation in PA planning and implementation	3.79	4.46	0.67
Management plan capable of adjusting to ever-changing needs	3.75	4.41	0.66
Stakeholders having a clear role, set of responsibilities	3.8	4.46	0.66
Stakeholders involved in gathering information, monitoring and enforcing rules	3.8	4.46	0.66
Easy to understand enforcement procedures	3.8	4.44	0.64
Sufficient extent of protection afforded by enforcement	3.72	4.36	0.64
Meetings and joint activities between PA managers and stakeholders	3.78	4.41	0.63
Effective management of conflict over access to, and availability of, resources	3.8	4.43	0.63
Sufficiency of PA laws and regulations that guide action	3.82	4.43	0.61
Participation of community organizations in PA activities-	3.97	4.52	0.55

* statistically significantly mean difference (from paired samples T-test)

Importance-Performance Grid

